




Korit kultapaperista

Kori on taitettu kultapaperista, koristeluun on käytetty mulperipaperia ja nuottipaperia. Aloita taittamalla korin pohja. Katso ohje tästä

Inspiration: 1299




1

Fasten a strip of gold metallic paper onto a piece of fibre paper and cut out.



2

Attach it to the box with double-sided adhesive tape.



3

Attach double-sided adhesive tape on the back of a Weaving Paper Strip.



4

Fasten the strip on a piece of Music Notes Card.




5

Cut out with Kidzors Paper Edger Scissors.




6

Make a hole in each end of the strip.




7

Make a hole on two of the box's sides.



8

Fasten the handle with a brad.



9